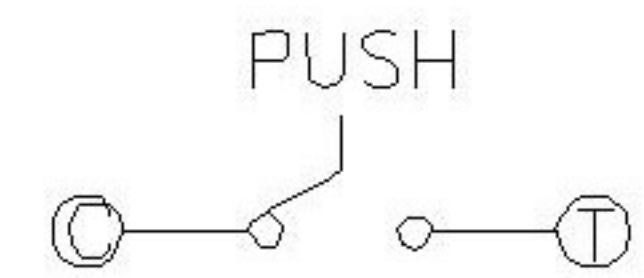


TER	ANG	0° (▨=NO)			
		(20°)	(15°)	(15°)	(20°)
①		▨			
②					▨
③		▨	▨	▨	▨

CCW ————— CW

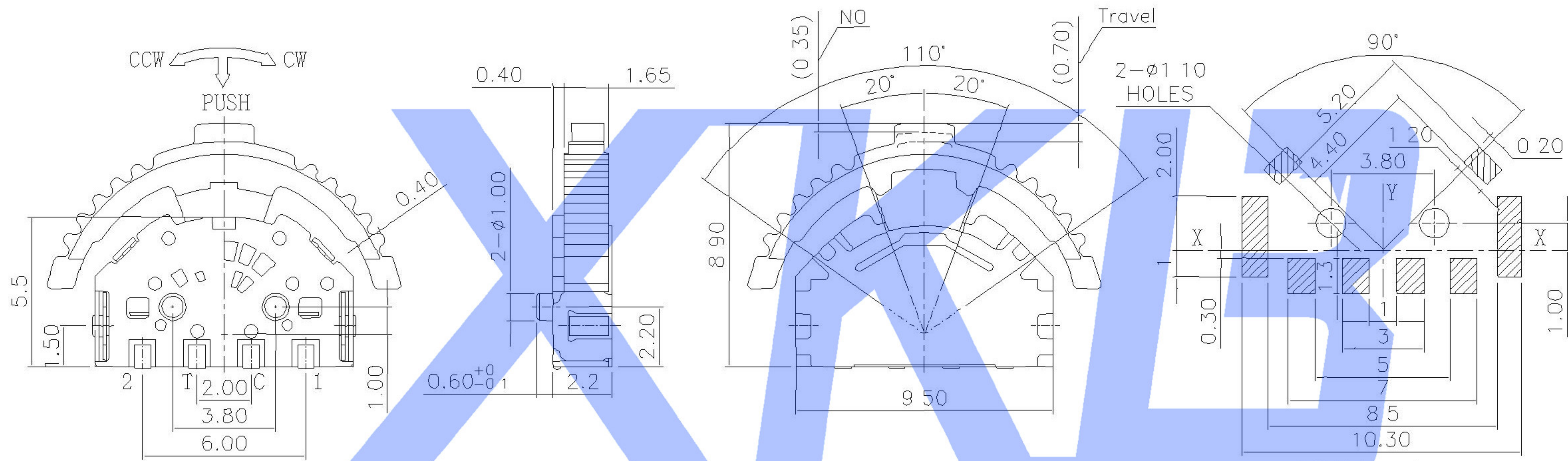
CODE TABLE



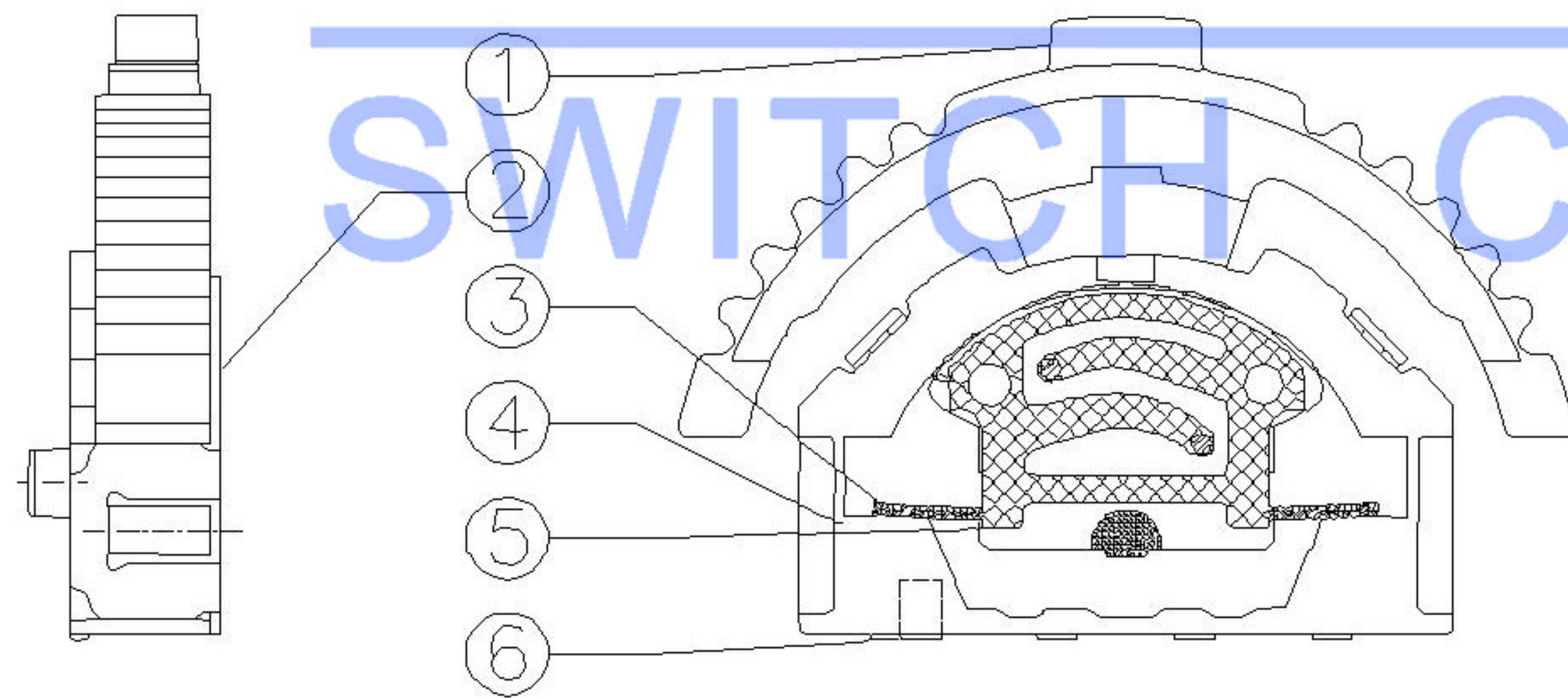
Circuit Diagram

NOTE:

Operating Force.
 lever portion 100 ± 30 gf
 Push portion 205 ± 50 gf



P.C.B. Mounting Pattern Dimension



ITEM	PART NAME	TER'NO.	QTY.	MATERIAL	FINISHING	REMARK
⑥	Contact	1	1	F.Ag/Brass		
⑤	Terminal	4	4	Brass(0.15t)	Plating silver	
④	Base	1	1	Nylon	Black	
③	Spring	1	1	SUS		
②	Cover	1	1	SUS	white	
①	Keystoke	1	1	Nylon	Black	

MARK	DESCRIPTION	DATE	REVISED	APPROVED	ANGLAR	±5°	DSND	DATE	SCALE: N/A	MODEL TYPE: MULTIFUNCTIONAL SWITCHES
ΔX					$L \leq 4$	±0.2	DWN	DATE	VIEW:	PART NO.:
ΔX					$4 < L \leq 16$	±0.3	CHKD	DATE	UNIT: mm	DWG NO.:
ΔX					$16 < L \leq 63$	±0.4	APPD	DATE	SIZE: A4	TM-2024A
					$L > 63$	±0.5				WEIGHT
					UNSPECIFIED TOLERANCES		XKB INDUSTRIAL PRECISION CO., LIMITED			1.0g
										SHEET
										1/1
										REVISION
										A0